



THE SIMPLICITY SERIES





# SIMPLICITY SERIES STILE & RAIL DOORS


## STILE & RAIL CONSTRUCTION

There is no need to sacrifice quality when choosing your paint grade interior doors. Koetter Woodworking's all-new Simplicity Door is manufactured using authentic stile and rail construction with solid hardwood, stave core stiles.


This competitively priced collection features six popular door styles, making it an ideal choice for your paint grade applications.

- ▶ 1-3/8" thick, square sticking with 7/16" flat MDF panel
- ▶ Available in 6'8" and 8'0" heights, standard widths from 1'0" to 3'0"
- ▶ 20-minute fire rated doors available in 2'8" & 3'0" widths (6'8" & 8'0")
- ▶ Stiles are manufactured with solid, hardwood cores and robust, 1/4" MDF faces
- ▶ Solid wood dowels are used for added strength and durability
- ▶ Intermediate rails are recessed 3/16" from face of stiles and rails, and glued & pinned to the face of the panel
- ▶ Available for prompt shipment in just 10 production days!

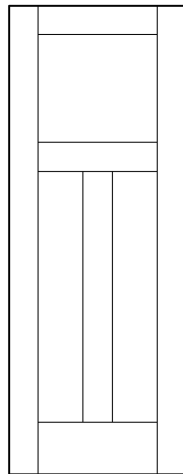
## DOOR STYLES



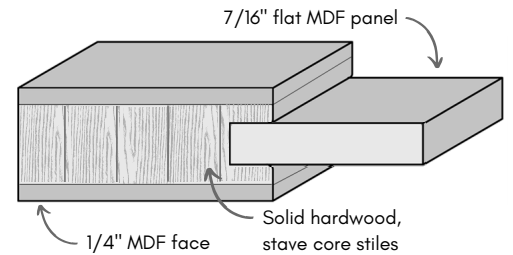
KS1000




KS2000




KS3003




*Each door is factory primed with a high-solid content primer, and shrink wrapped for protection against moisture and dirt.*




KS3020



KS4020



KS5020



Intermediate rails are recessed 3/16" from the face of the stiles, providing additional depth & shadow lines

1/8" radius edges around outer perimeter of door